

Mirage Passport 10.5

\$1,649 USD MSRP



Your Passport to fun!



KEY STANDARD FEATURES

- Powered by the MirageDrive with Glide Technology and Kick-Up Fins
- Stackable Hull Design
- Steering System with Stowable Rudder
- 2 Rod Holders
- Twist-n-Seal Hatch
- Accessory Mounting Tracks



Passport 10.5 Specs:

COLORS: SLATE, SEAGRASS

DRIVE: MIRAGEDRIVE GT

LENGTH: 10.5' / 3.2 M

WIDTH: 34" / 86.36 CM

CAPACITY: 325 LBS / 147.42 KG

SEAT CAPACITY: 275 LBS / 124.74 KG

FITTED HULL WEIGHT: 65 LBS / 29.48 KG

FULLY RIGGED WEIGHT: 75 LBS / 34.02 KG

CONSTRUCTION: THERMOFORMED POLYETHYLENE

Mirage Passport 12

\$1,869 USD MSRP



YOUR TICKET TO FISHING!



KEY STANDARD FEATURES

- Powered by the MirageDrive with Glide Technology and Kick-Up Fins
- Fishfinder Ready
- EVA Padded Standing Platform
- 2 Rod Holders
- 8" Hatch - Option to Upgrade to Rectangular Hatch
- Accessory Mounting Tracks
- Bow storage with Bungee®
- Mounting Pad for Power-Pole® Micro Install



Passport 12 Specs:

Colors: SLATE, SEAGRASS, BAY SAND

DRIVE: MIRAGEDRIVE GT

LENGTH: 12' / 3.6 M

WIDTH: 34" / 86.36 CM

CAPACITY: 400 LBS / 181.44 KG

SEAT CAPACITY: 275 LBS / 124.74 KG

FITTED HULL WEIGHT: 73 LBS / 33.11 KG

FULLY RIGGED WEIGHT: 83 LBS / 37.65 KG

HULL CONSTRUCTION: THERMOFORMED POLYETHYLENE

MIRAGE COMPASS

\$2,599 USD MSRP (\$2,749 for Camo)



Set your course with the Mirage Compass



THE PERFECT COMBINATION OF PERFORMANCE AND VALUE

- MirageDrive 180 + Kick-Up Fins
- Optimal Seating Design
- Excellent Hull Performance
- Twist and Seal Hatch with Bottle Opener
- Accessory Ready H-Track System
- Lowrance Ready
- Sail and Bimini Mount



MIRAGE COMPASS SPECIFICATIONS

COLORS: PAPAYA, SEAGRASS, CAMO

DRIVE: MIRAGEDRIVE 180 WITH KICK-UP FINS

LENGTH: 12' / 3.66 M

WIDTH: 34" / 0.86 M

CAPACITY: 400 LBS / 181 KG

SEAT CAPACITY: 275 LBS / 124.74 KG

FITTED HULL WEIGHT: 68 LBS / 31 KG

FULLY RIGGED WEIGHT: 87 LBS / 39 KG

CONSTRUCTION: ROTOMOLDED POLYETHYLENE

MIRAGE COMPASS DUO

\$3,849 USD MSRP



An elegantly simple yet highly customizable tandem kayak



SLEEK AND STABLE FUN FOR TWO

- One MirageDrive 180 + Kick-Up Flns & One MirageDrive GT + Kick-Up Flns
- Sleek Hull Design
- 4 H-Tracks for Accessories
- Ergonomic Seating
- Easy to Steer
- Lowrance Ready
- Twist and Seal Hatches with Bottle Openers

TOP VIEW FEATURES



MIRAGE COMPASS DUO SPECIFICATIONS

COLORS: PAPAYA, SEAGRASS

DRIVE: (1) MIRAGEDRIVE 180 + (1) MIRAGEDRIVE GT

LENGTH: 13.5' / 4.11 M

WIDTH: 35" / 0.89 M

CAPACITY: 475 LBS / 215.46 KG

SEAT CAPACITY: 275 LBS / 124.74 KG

FITTED HULL WEIGHT: 92 LBS / 41.73 KG

FULLY RIGGED WEIGHT: 127 LBS / 57.61 KG

HULL CONSTRUCTION: ROTOMOLDED POLYETHYLENE

MIRAGE REVOLUTION 11

\$2,999 USD MSRP



Revo 11 is an ideal mix of size, speed and maneuverability



REVOLUTIONARY FEATURES

- MirageDrive + Kick-Up Fins
- Hyper-Adjustable Vantage CT Seat
- Fishing Rod Holders
- Twist and Stow Rudder
- Covered Bow Hatch
- Twist and Seal Hatch with Bottle Opener
- Sail and Bimini Mount
- Carrying Handles



MIRAGE REVOLUTION 11 SPECIFICATIONS:

COLORS: PAPAYA, SEAGRASS

DRIVE: MD 180 W/ KICK-UP FIN TECHNOLOGY

LENGTH: 11' 6" / 3.51 M

WIDTH: 29" / .74 M

CAPACITY: 275 LBS / 125 KG

VANTAGE CT SEAT CAPACITY: 275 LBS / 124.74 KG

FITTED HULL WEIGHT: 64 LBS / 29 KG

FULLY RIGGED WEIGHT: 81 LBS / 37 KG

HULL CONSTRUCTION: ROTOMOLDED POLYETHYLENE

MIRAGE REVOLUTION 13

\$3,199 USD MSRP



Revos seaworthy, efficient design hits the sweet spot for stability & speed.



REVOLUTIONARY FEATURES

- MirageDrive 180 + Kick-Up Fins
- Hyper-Adjustable Vantage CT Seat
- Fishing Rod Holders
- Twist and Stow Rudder
- Covered Bow Hatch
- Twist and Seal Hatches with Bottle Openers
- Sail and Bimini Mount
- Carrying Handles



MIRAGE REVOLUTION 13 SPECIFICATIONS:

COLORS: PAPAYA, SEAGRASS

DRIVE: MD 180 W/ KICK-UP FIN TECHNOLOGY

LENGTH: 13' 5" / 4.09 M

WIDTH: 28.5" / .72 M

CAPACITY: 350 LBS / 159 KG

VANTAGE CT SEAT CAPACITY: 275 LBS / 124.74 KG

FITTED HULL WEIGHT: 70.5 LBS / 32 KG

FULLY RIGGED WEIGHT: 88 LBS / 40 KG

HULL CONSTRUCTION: ROTOMOLDED POLYETHYLENE

MIRAGE LYNX

\$2,999 USD MSRP




The Mirage Lynx delivers performance in a lightweight design.



ADVANCED FEATURES

- Forward and reversing MirageDrive 180 Pedal Power & Kick-Up Fins
- Lightweight ACE-TEC construction
- Flat, low profile hull design delivers speed & maneuverability
- Elevated seating with breathable mono-mesh fabric
- Fishfinder and Power-Pole® Ready
- EVA standing pad for maximum comfort
- Molded in track system for accessory upgrades
- Rear loading skid pads & stackable design for easy car topping & transport
- Dual Steering & Removable rudder system®
- Seat mounted cup holder
- Bow storage with Bungee® tie downs
- Two-piece paddle



MIRAGE LYNX SPECIFICATIONS

COLORS: PAPAYA, DUNE

CREW: 1

DRIVE: MIRAGEDRIVE 180 WITH KICK-UP FINS

LENGTH: 11' / 3.35 M

WIDTH: 36" / 91.44 CM

CAPACITY: 350 LBS / 158.76 KG

FITTED HULL WEIGHT: 47 LBS / 21.32 KG

FULLY RIGGED WEIGHT: 63 LBS / 28.58 KG



MIRAGE OUTBACK

\$3,449 USD MSRP (\$3,599 for Camo)



The world's #1 selling pedal fishing kayak



SUPERIOR DESIGN AND PERFORMANCE

- MirageDrive 180 with ST Turbo Kick-Up Fins
- Vantage CTW Wider Seat
- Guardian Retractable Transducer Shield
- H-Track Deluxe for Accessories
- EVA Standing Floor
- Power-Pole Ready
- Dual Steering
- Sail and Bimini Mount



MIRAGE OUTBACK SPECIFICATIONS:

COLORS: PAPAYA, SEAGRASS, IVORY DUNE, CAMO
DRIVE: MD 180 TURBO W/ KICK-UP FINS
LENGTH: 12' 9" / 3.89 M
WIDTH: 34" / .86 M
CAPACITY: 425 LBS / 192.78 KG
VANTAGE CTW SEAT CAPACITY: 275 LBS / 124.74 KG
FITTED HULL WEIGHT: 85 LBS / 38.56 KG
FULLY RIGGED WEIGHT: 103 LBS / 46.72 KG
CONSTRUCTION: ROTOMOLDED POLYETHYLENE

MIRAGE PRO ANGLER 12/ 14

PA 12: \$4,299 USD MSRP (\$4,499 for Camo)

PA 14: \$4,449 USD MSRP (\$4,699 for Camo)



Dominate the water, fresh or salt, with this superior fishing kayak.



THE MOST POWERFUL PLATFORM

- MirageDrive 180 + ST Turbo Kick-Up Fins
- Vantage with BOA lumbar support
- Guardian Retractable Transducer Shield
- H-Rail for Rods & Accessories
- Standing Platform Deck Pads
- Pivoting Tackle Management System
- Front and Center Hatches
- Horizontal Rod Storage
- Sail and Bimini Mount

MIRAGE PA 12 SPECIFICATIONS:

COLORS: PAPAYA, SEAGRASS, CAMO

DRIVE: MD 180 TURBO W/ KICK-UP FINS

LENGTH: 12' / 3.66 M

WIDTH: 36" / 0.91 M

HEIGHT: 20" / 0.51 M

CAPACITY: 500 LBS / 227 KG

VANTAGE SEAT CAPACITY: 350 LBS / 159 KG

FITTED HULL WEIGHT: 105 LBS / 48 KG

FULLY RIGGED WEIGHT: 128.5 LBS / 58.29 KG

HULL CONSTRUCTION: ROTOMOLDED POLYETHYLENE

MIRAGE PA 14 SPECIFICATIONS:

COLORS: PAPAYA, SEAGRASS, CAMO

DRIVE: MD 180 TURBO W/ KICK-UP FINS

LENGTH: 13' 8" / 4.17 M

WIDTH: 38" / .97 M

HEIGHT: 20" / 0.51 M

CAPACITY: 600 LBS / 272 KG

VANTAGE SEAT CAPACITY: 350 LBS / 159 KG

FITTED HULL WEIGHT: 120.5 LBS / 55 KG

FULLY RIGGED WEIGHT: 144.5 LBS / 65.54 KG

HULL CONSTRUCTION: ROTOMOLDED POLYETHYLENE

MIRAGE PRO ANGLER 12 360

\$5,299 USD MSRP



Move through the water without constraints



PRO ANGLER 360 SERIES

- Mirage 360 Drive Tech + ST Turbo Kick-Up Fins
- Limited Edition Arctic Blue Camo Hull
- Vantage with BOA lumbar support
- Guardian Retractable Transducer Shield
- H-Rail for Rods & Accessories
- Pivoting Tackle Management System
- Front and Center Hatches
- Horizontal Rod Storage
- Sail and Bimini Mount



MIRAGE PRO ANGLER 12 360 SPECIFICATIONS

DRIVE: MD 360 TURBO W/ KICK-UP FIN TECHNOLOGY

LENGTH: 12' / 3.66 M

WIDTH: 36" / 0.91 M

HEIGHT: 20" / 0.51 M

CAPACITY: 500 LBS / 227 KG

VANTAGE SEAT CAPACITY: 350 LBS / 159 KG

FITTED HULL WEIGHT: 109.5 LBS / 49.7 KG

FULLY RIGGED WEIGHT: 132.5 LBS / 60.1 KG

HULL CONSTRUCTION: ROTOMOLDED POLYETHYLENE

MIRAGE PRO ANGLER 14 360

\$5,499 USD MSRP



Total control, power, stability, performance, stealth, comfort and feature rich.



PRO ANGLER 360 SERIES

- Mirage 360 Drive Technology + Kick-Up Fins
- Custom Arctic Blue & Amazon Green Camo Hulls
- Vantage with BOA lumbar support
- Guardian Retractable Transducer Shield
- H-Rail for Rods & Accessories
- Pivoting Tackle Management System
- Front and Center Hatches
- Horizontal Rod Storage
- Sail and Bimini Mount



MIRAGE PRO ANGLER 14 360 SPECIFICATIONS

MD 360 TURBO W/ KICK-UP FIN TECHNOLOGY

LENGTH: 13' 8" / 4.17 M

WIDTH: 38" / .97 M

HEIGHT: 20" / 0.51 M

CAPACITY: 600 LBS / 272 KG

VANTAGE SEAT CAPACITY: 350 LBS / 159 KG

FITTED HULL WEIGHT: 124.5 LBS / 56.5 KG

FULLY RIGGED WEIGHT: 148.5 LBS / 67.4 KG

HULL CONSTRUCTION: ROTOMOLDED POLYETHYLENE

MIRAGE PRO ANGLER 14 360 IKE

\$5,799 USD MSRP



When a match like this strikes, it's bound to be explosive.



MIRAGE PRO ANGLER 14 360
Mike Iaconelli
EDITION

- Mirage 360 Drive Technology + Kick-Up Flns
- Firecracker Red Camo Hulls
- One of a kind Ike approved hull graphics
- Custom Ike 360 EVA pads
- Vantage seat with BOA lumbar support
- Guardian Retractable Transducer Shield
- H-Rail for Rods & Accessories
- Pivoting Tackle Management System
- Front and Center Hatches
- Horizontal Rod Storage



MIRAGE PRO ANGLER 14 360 IKE SPECIFICATIONS

MD 360 TURBO W/ KICK-UP FIN TECHNOLOGY

LENGTH: 13' 8" / 4.17 M

WIDTH: 38" / .97 M

HEIGHT: 20" / 0.51 M

CAPACITY: 600 LBS / 272 KG

VANTAGE SEAT CAPACITY: 350 LBS / 159 KG

FITTED HULL WEIGHT: 124.5 LBS / 56.5 KG

FULLY RIGGED WEIGHT: 148.5 LBS / 67.4 KG

HULL CONSTRUCTION: ROTOMOLDED POLYETHYLENE

MIRAGE OASIS

\$4,849 USD MSRP



So speedy yet boasting a robust carrying capacity.
Suitable for a weekend camping trip or fishing.



KEY MIRAGE OASIS FEATURES

- Dual MirageDrive 180s + Kick-Up Fins
- Fast High-Performance Hull
- Vantage CT Seating
- Easy-Access Storage
- Twist and Stow Rudder
- Dual Steering
- 3 Twist and Seal Hatches with Bottle Openers
- Sail and Bimini Mount

MIRAGE OASIS SPECIFICATIONS:

COLORS: PAPAYA, SEAGRASS

CREW: 1-2

DRIVE: (2) MD 180 W/ KICK-UP FIN TECHNOLOGY

LENGTH: 14' 6" / 4.42 M

WIDTH: 33" / .84 M

CAPACITY: 550 LBS / 249 KG

VANTAGE CT SEAT CAPACITY: 275 LBS / 124.74 KG

FITTED HULL WEIGHT: 96 LBS / 42 KG

FULLY RIGGED WEIGHT: 130 LBS / 58 KG

HULL CONSTRUCTION: ROTOMOLDED POLYETHYLENE



MIRAGE TANDEM ISLAND

\$8,299 USD MSRP



Sailing has never been so easy!



TIMELESS DESIGN & INNOVATION

- Dual MirageDrive 180s + ST Turbo Kick Up Fins & Wind Power
- Roller Furling Mainsails
- Kick-up Centerboard
- Pivoting Crossbars for Easy Transportation
- Ama Outriggers for Stability
- Simple to Launch and Beach
- Twist and Seal Hatches with Bottle Openers

MIRAGE TANDEM ISLAND SPECS

CREW 1-2

DRIVE: (2) MD 180 TURBO W/ KICK-UP FINS

LENGTH: 18' 6" / 5.64 M

BEAM (AMAS FOLDED IN): 4' / 1.22 M

BEAM (AMAS OUT): 10' / 3.05 M

CAPACITY: 600 LBS / 272 KG

VANTAGE CT SEAT CAPACITY: 275 LBS / 124.74 KG

FITTED HULL WEIGHT: 130 LBS / 59 KG

FULLY RIGGED WEIGHT: 240 LBS / 109 KG

MAST LENGTH: 18' / 5.49 M


SAIL AREA: 90 FT² / 8.4 M²

HULL CONSTRUCTION: ROTOMOLDED POLYETHYLENE



MIRAGE I-TREK 9 ULTRALITE

\$2,449 USD MSRP



Our lightest and most maneuverable pedal kayak.



KEY FEATURES:

- MirageDrive® GT with Kick-up Fins
- Improved Hull Construction is Lighter and More Durable
- Aluminum-Frame Seating with Breathable Mesh
- Detachable Rudder System for Right & Left-Handed
- EVA Standing Pads
- Seat Mounted Cup Holders
- Stand-up Paddle
- Rolling storage bag with extension handle
- High-Pressure Hand Pump & High-Volume Electric Pump



MIRAGE ITREK 9 ULTRALIGHT SPECIFICATIONS

MIRAGEDRIVE GT

LENGTH: 9' 5" / 2.87 M

WIDTH: 40" / 1.02 M

CAPACITY: 350 LBS / 158.8 KG


FITTED HULL WEIGHT: 20 LBS / 9 KG

FULLY RIGGED WEIGHT: 37 LBS / 16.8 KG

BAG DIMENSIONS: 27.5 X 24.6 X 15.75" / 70 X 62.5 X 40 CM

MIRAGE I-TREK 11

\$2,799 USD MSRP



Built for everything from day trips to overnight escapes,



KEY FEATURES:

- MirageDrive® GT with Kick-up Fins
- Improved Hull Construction is Lighter and More Durable
- Aluminum-Frame Seating with Breathable Mesh
- Detachable Rudder System for Right & Left-Handed
- EVA Standing Pads
- Seat Mounted Cup Holders
- 3-Piece Paddle
- Rolling Storage Bag with Extension Handle
- High-Pressure Hand Pump & High-Volume Electric Pump

TOP VIEW FEATURES



MIRAGE ITREK 11 SPECIFICATIONS

DRIVE: MIRAGEDRIVE GT

LENGTH: 10' 8" / 3.25 M

WIDTH: 40" / 1.02 M

CAPACITY: 400 LBS / 181.4 KG

FITTED HULL WEIGHT: 28 LBS / 12.7 KG

FULLY RIGGED WEIGHT: 44 LBS / 19.96 KG

BAG DIMENSIONS: 33.5 X 24.6 X 15.75" / 85 X 62.5 X 40 CM

MIRAGE I-TREK 14 DUO

\$4,199 USD MSRP



Twice the fun!



KEY FEATURES:

- 2 MirageDrive® GT with Kick-up Fins
- Improved Hull Construction is Lighter and More Durable
- 2 Aluminum-Frame Seating with Breathable Mesh
- Detachable Rudder System for Right & Left-Handed
- EVA Standing Pads
- Seat Mounted Cup Holders
- 3-Piece Paddle
- Rolling Storage Bag with Extension Handle
- High-Pressure Hand Pump & High-Volume Electric Pump



MIRAGE ITREK 14 DUO SPECIFICATIONS

CREW: 2

DRIVE: MIRAGEDRIVE GT

LENGTH: 13' 8" / 4.17 M

WIDTH: 44" / 1.2 M

CAPACITY: 600 LBS / 272 KG

FITTED HULL WEIGHT: 45 LBS / 20.4

FULLY RIGGED WEIGHT: 73 LBS / 33.1

BAG DIMENSIONS: 43.3 X 24.6 X 23.6" / 110 X 62.5 X 60 CM

MIRAGE I-TREK FIESTA

\$5,399 USD MSRP



A Party on the water



KEY FEATURES:

- 2 MirageDrive® GT with Kick-up Fins
- Improved Hull Construction is Lighter and More Durable
- 4 Aluminum-Frame Seats with Breathable Mesh
- Detachable Rudder System for Right & Left-Handed
- EVA Standing Pads
- Seat Mounted Cup Holders
- Stand-up Paddle
- Folding Storage Bag with Multiple Carry Handles
- High-Pressure Hand Pump & High-Volume Electric Pump

MIRAGE ITREK FIESTA SPECIFICATIONS

CREW: 4

DRIVE: MIRAGEDRIVE GT (2 included)

LENGTH: 15' 0" / 4.57 M

WIDTH: 80" / 2.03 M

CAPACITY: 1000 LBS / 453.6 KG

FITTED HULL WEIGHT: 78 LBS / 35.4 KG

FULLY RIGGED WEIGHT: 105 LBS / 47.63 KG

BAG DIMENSIONS: 59 X 43.3 X 15.75" / 150 X 110 X 40 CM



MIRAGE ECLIPSE DURA

\$2,799 USD MSRP



Step out at an easy glide on a Mirage Eclipse



ADVANCED FEATURES

- Powered by the MirageDrive Pedal Propulsion System
- High-Grip EVA Deck for Traction
- Simple To Transport and Store
- Aluminum Alloy Handlebar for Stability
- Removable Kick-up Rudder
- Easy Fingertip Steering



MIRAGE ECLIPSE SPECS


CREW: 1
LENGTH: 12' / 3.66 M
WIDTH: 36" / 0.92 M
FITTED BOARD WEIGHT: 46 LBS / 20.87 KG
FULLY RIGGED WEIGHT: 57 LBS / 25.85 KG

MIRAGE i-ECLIPSE

\$2,549 USD MSRP



Take your adventure on the road!



KEY FEATURES:

- Powered by the MirageDrive Pedal Propulsion System
- High-Grip EVA Standing Pads
- 2-Piece Removable Handlebar
- Removable Rudder System
- Rolling Storage Bag with extension handle
- High-Pressure Hand Pump & High-Volume Electric Pump



MIRAGE i-ECLIPSE SPECS

DRIVE: MIRAGEDRIVE GT
LENGTH: 11' / 3.35 M
WIDTH: 40" / 1.02 M
CAPACITY: 300 LBS / 136 KG
FITTED HULL WEIGHT: 28 LBS
FULLY RIGGED WEIGHT: 40 LBS
BAG DIMENSIONS: 43.3 X 24.6 X 12.8"